

TECHNICAL DATA SHEET

CyFlow™ CD163 APC Anti-Hu; Clone GHI/61

REF AH476333



Sysmex Partec GmbH
Arndtstraße 11 a-b
02826 Görlitz
Germany
Tel.: +49 3581 8746 0
E-mail: info@sysmex-partec.com
www.sysmex-partec.com

Distributed in the U.S.A. and Canada by:
Sysmex America, Inc.
577 Aptakisic Road
Lincolnshire, IL 60069, U.S.A.
Tel.: 1-888-879-7639 or 1-847-367-3503
E-mail: cytometry@sysmex.com
<https://us.sysmex-flowcytometry.com/>

For Research Use Only.

Not for use in diagnostic or therapeutic procedures.

Specifications

Antigen	CD163
Alternative Names	GH1/61, D11, RM3/1, M130
Clone	GH1/61
Clonality	monoclonal
Format	APC
Host / Isotype	Mouse / IgG1
Species Reactivity	Human
Negative Species Reactivity	—
Quantity	100 tests
Immunogen	Hairy cell leukemia cells

Specificity

The mouse monoclonal antibody GHI/61 recognizes CD163 antigen, a 130 kDa high affinity scavenger receptor expressed mainly on monocytes and macrophages, which binds hemoglobin-haptoglobin complex. HLDA VI—WS Code M38

Application

The reagent is designed for flow cytometry analysis of human blood cells. Recommended usage is 10 µl reagent / 100 µl of whole blood or 10⁶ cells in a suspension. The content of a vial (1 ml) is sufficient for 100 tests.

Other usages may be determined from the scientific literature.

Storage Buffer

The reagent is provided in stabilizing phosphate buffered saline (PBS) solution, pH ≈7.4, containing 0.09% (w/v) sodium azide and 0.2% (w/v) BSA.

Storage and Stability

Storage	Avoid prolonged exposure to light. Store in the dark at 2-8°C. Do not freeze.
Stability	Do not use after expiration date stamped on vial label.

Background Information

CD163 (M130) is a member of the scavenger receptor family, accounting for the clearance of hemoglobin-haptoglobin complexes during limited hemolysis, which protects the body, in particular the kidneys, against heme-mediated oxidative damages. It does not have measurable affinity for noncomplexed hemoglobin or haptoglobin. Immunomodulatory role of CD163 has been postulated. CD163 is expressed by cells of the monocyte-macrophage lineage and its extracellular part also circulates in plasma as a soluble protein, especially during sepsis and other conditions affecting macrophage activity, when its level may raise manifold.

Warnings

Non-Hazardous Statement: This is not considered hazardous by the criteria in 29 CFR 1910.1200 or the General Classification guideline for preparations of the EU.











Safety Data Sheet Statement: Important information regarding the safe handling, transport, and disposal of this product is contained in the Safety Data Sheet (SDS). SDS are available at <http://www.sysmex-partec.com/services>, or at <https://us.sysmex-flowcytometry.com/> (U.S. customers only).

References

- Pulford K, Micklem K, McCarthy S, Cordell J, Jones M, Mason DY: A monocyte/macrophage antigen recognized by the four antibodies GHI/61, Ber-MAC3, Ki-M8 and SM4. *Immunology*. 1992 Apr; 75(4):588-95. < PMID: 1592433 >
- Law SK, Micklem KJ, Shaw JM, Zhang XP, Dong Y, Willis AC, Mason DY: A new macrophage differentiation antigen which is a member of the scavenger receptor superfamily. *Eur J Immunol*. 1993 Sep; 23(9):2320-5. < PMID: 8370408 >
- Kishimoto T, Goyert S, Kikutani H, Mason D, Miyasaka M, Moretta L, Ohno T, Okumura K, Shaw S, Springer TA, Sugamura K, Sugawara H, von dem Borne AEGK, Zola H (Eds): *Leucocyte Typing VI*. Garland Publishing Inc, New York. 1997; 1-1342. < NLM ID: 9712219 >
- Møller HJ, Peterslund NA, Graversen JH, Moestrup SK: Identification of the hemoglobin scavenger receptor/CD163 as a natural soluble protein in plasma. *Blood*. 2002 Jan 1; 99(1):378-80. < PMID: 11756196 >
- Philippidis P, Mason JC, Evans BJ, Nadra I, Taylor KM, Haskard DO, Landis RC: Hemoglobin scavenger receptor CD163 mediates interleukin-10 release and heme oxygenase-1 synthesis: antiinflammatory monocyte-macrophage responses in vitro, in resolving skin blisters in vivo, and after cardiopulmonary bypass surgery. *Circ Res*. 2004 Jan 9; 94(1):119-26. < PMID: 14656926 >
- Madsen M, Møller HJ, Nielsen MJ, Jacobsen C, Graversen JH, van den Berg T, Moestrup SK: Molecular characterization of the haptoglobin-hemoglobin receptor CD163: Ligand binding properties of the scavenger receptor cysteine-rich domain region. *J Biol Chem*. 2004 Dec 3; 279(49):51561-7. < PMID: 15448162 >
- Kim WK, Alvarez X, Fisher J, Bronfin B, Westmoreland S, McLaurin J, Williams K: CD163 identifies perivascular macrophages in normal and viral encephalitic brains and potential precursors to perivascular macrophages in blood. *Am J Pathol*. 2006 Mar; 168(3):822-34. < PMID: 16507898 >
- Moniuszko M, Kowal K, Rusak M, Pietruczuk M, Dabrowska M, Bodzenta-Lukaszyk A: Monocyte CD163 and CD36 expression in human whole blood and isolated mononuclear cell samples: influence of different anticoagulants. *Clin Vaccine Immunol*. 2006 Jun; 13(6):704-7. < PMID: 16760331 >
- Bover LC, Cardó-Vila M, Kuniyasu A, Sun J, Rangel R, Takeya M, Aggarwal BB, Arap W, Pasqualini R: A previously unrecognized protein-protein interaction between TWEAK and CD163: potential biological implications. *J Immunol*. 2007 Jun 15; 178(12):8183-94. < PMID: 17548657 >

- Kusi KA, Gyan BA, Goka BQ, Dodoo D, Obeng-Adjei G, Troye-Blomberg M, Akanmori BD, Adjimani JP: Levels of soluble CD163 and severity of malaria in children in Ghana. Clin Vaccine Immunol. 2008 Sep; 15(9):1456-60. < PMID: 18632918 >

Symbols

 REF	Reference number		Contains sufficient for <n> tests
 RUO	For research use only		Temperature limit
 LOT	Batch code		Keep away from sunlight
	Manufacturer		Consult accompanying documents
	Use-by date		Unique device identifier